




U L T R A  
**PINBALL**

THE LOST CONTINENT™



S I E R R A®



# 3-D ULTRA PINBALL

THE LOST CONTINENT



## Installation Guide

### Contents

About This Guide .....	1
Installing and Starting the Game .....	2
Customer Service .....	5
Technical Support .....	8

### About This Guide

Welcome to the *3-D Ultra Pinball: The Lost Continent* Installation Guide. This booklet shows you how to get the game installed and running.

For detailed game play information, read the Online Manual. You can open this built-in help system any one of three ways. If you are running the game, click on the Help icon on the opening screen. You can also choose Online Manual from the Help menu (move the mouse cursor to the top of the screen to see the menus) from anywhere in the game. If you are not running the game, you can double-click on the PB3 Help File from the root directory of the *3-D Ultra Pinball: The Lost Continent* CD.

### Installing and Starting the Game

#### Installing the Game—Windows 95

- ✱ Start Windows 95.
- ✱ Insert the *3-D Ultra Pinball: The Lost Continent* CD into the CD-ROM drive.



- ✦ When the *3-D Ultra Pinball* setup screen appears, follow the on-screen instructions.

### Starting the Game—Windows 95

- ✦ Start Windows 95.
- ✦ Insert the *3-D Ultra Pinball* CD into the CD-ROM drive.
- ✦ When the *3-D Ultra Pinball* opening screen appears, click on PLAY PIN-BALL to play a game.

### Installing the Game—Windows 3.1

(**Note:** This will install Microsoft Win32s and Video for Windows to your Windows System directory.)

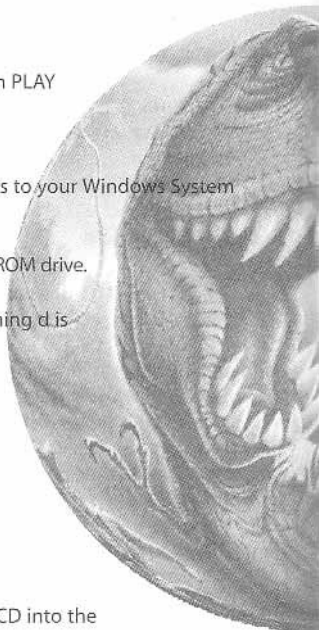
- ✦ Start Windows 3.1.
- ✦ Insert the *3-D Ultra Pinball: The Lost Continent* CD into the CD-ROM drive.
- ✦ From the File menu, select RUN.
- ✦ In the RUN window, type **d:\setup** and press [Enter] (assuming d is your CD-ROM drive name).
- ✦ Follow the on-screen instructions.

### Starting the Game—Windows 3.1

- ✦ Start Windows 3.1.
- ✦ Insert the *The Lost Continent* CD into the CD-ROM drive.
- ✦ Open the Sierra Program Group.
- ✦ Double-click on the *Pinball 3* icon to start the game.

### Installing the Game – Macintosh

- ✦ After starting your computer, insert the *The Lost Continent* CD into the CD-ROM drive.





- ✦ Double click on the Pinball installer icon.
- ✦ Follow the on-screen instructions.

### Starting the Game – Macintosh

- ✦ After starting your computer, insert the *The Lost Continent* CD into the CD-ROM drive.
- ✦ Double click on the *Pinball 3* icon to start the game.

### Additional Setup Help

During installation, an automatic TEST SYSTEM program checks to make sure your computer meets the requirements for running the game. If you have trouble installing or starting *3-D Ultra Pinball: The Lost Continent*, first click the SUPPORT button on the Setup screen. Then click CONTENTS to find help on your specific system component or problem. If you need more help, check the Online Manual file by double-clicking on PB3.HLP in the root directory of the *3-D Ultra Pinball: The Lost Continent* CD. There you'll find information on Technical Support and Customer Service.

After game installation, the Sierra Utilities program in the Windows Start menu lets you re-install the game, view a READ ME file, re-test your computer, uninstall the game, view detailed Support and Setup Help information, or visit the Sierra On-Line Web site.

To start Sierra Utilities after the game is already installed, just click on the Sierra Utilities icon in the Windows Start menu.

### One-Click Access to Sierra Web Page

Win 3.1 Users and Win 95 Users Only: From the Setup screen, select SIERRA WEBPAGE and access customer support, frequently asked questions for *3-D Ultra Pinball: The Lost Continent*, patches, and links to other pinball areas.

# CUSTOMER SERVICES

Customer Service / Technical Support and 'Fax-back' service

**Tel: (0118) 920 9111**

**Fax: (0118) 987 5603**

**Lines open 24 hrs, 365 days a year**, using our automated technical support attendant. This system includes answers to all commonly posed questions and problems with our new and major titles. It is set up in a friendly and easy to use menu system that you navigate through using a touch tone telephone. This service will also allow you

to automatically receive by fax technical troubleshooting documents about the games you are having trouble with, even in the middle of the night! If the answer to your question is not in our automated system, then you will be transferred to a technician between the hours of **9am and 5pm Monday to Friday**.

Here are some key-presses that will allow you to navigate through our automated attendant. Note that these are the standard letter assignments that are given to UK telephones so if your phone has letters on the keypad, please use them instead:

2: A, B, C	3: D, E, F	4: G, H, I	5: J, K, L	6: M, N, O	7: P, R, S	8: T, U, V	9: W, X, Y	0: Q, Z
---------------	---------------	---------------	---------------	---------------	---------------	---------------	---------------	------------

Before you call our technical support lines, please check that you have read the Readme file included on the game disk #1. You may well find a very quick answer to the problem that you are facing as these files contain answers to most common problems. If the answer is not here, make sure you have precise details of any error message that you receive, and details regarding the specifications of your computer before you call us, as this will help us in giving you a faster and more efficient service.

If you would prefer to write to us, please send your mail to the following address:

**CUC Software Ltd**

*Customer Services / Mail Order / Tech Support Department*

2 Beacontree Plaza

Gillette Way

Reading • Berkshire

RG2 0BS

United Kingdom

---

Sierra UK Web site

---

**<http://www.sierra-online.co.uk>**

UK Website includes technical support, mail order, chat rooms, product information, game demos and much, much more.

---

Hintline (UK callers only)

---

**(0891) 660 660**

24 hrs. Automated service requires a touch tone phone. Calls cost 50p/min.  
Max call length 7.5 minutes. Max call charge at £3.75.

IMPLIED WARRANTIES LIMITED: CUC SOFTWARE INTERNATIONAL MAKES NO WARRANTY, EXPRESS OR IMPLIED, REGARDING THIS PRODUCT. CUC SOFTWARE INTERNATIONAL DISCLAIMS ANY WARRANTY THAT THE SOFTWARE IS FIT FOR A PARTICULAR PURPOSE, AND ANY IMPLIED WARRANTY OF MERCHANTABILITY IS EXPRESSLY AND SPECIFICALLY DISCLAIMED. SOME STATES OR COUNTRIES DO NOT ALLOW LIMITATIONS ON WARRANTY, SO THE ABOVE LIMITATION MAY NOT APPLY TO YOU.

**NO CONSEQUENTIAL DAMAGES:** CUC SOFTWARE INTERNATIONAL SHALL NOT BE LIABLE FOR SPECIAL, INCIDENTAL, CONSEQUENTIAL OR OTHER DAMAGES, EVEN IF CUC SOFTWARE INTERNATIONAL IS ADVISED OF OR AWARE OF THE POSSIBILITY OF SUCH DAMAGES. THIS MEANS THAT CUC SOFTWARE INTERNATIONAL SHALL NOT BE RESPONSIBLE OR LIABLE FOR LOST PROFITS OR REVENUES, OR FOR DAMAGES OR COSTS INCURRED AS A RESULT OF LOSS OF TIME, DATA OR USE OF THE SOFTWARE, OR FROM ANY OTHER CAUSE EXCEPT THE ACTUAL COST OF THE PRODUCT. IN NO EVENT SHALL CUC SOFTWARE INTERNATIONAL'S LIABILITY EXCEED THE PURCHASE PRICE OF THIS PRODUCT. SOME STATES OR COUNTRIES DO NOT ALLOW THE EXCLUSION OR LIMITATION OF INCIDENTAL OR CONSEQUENTIAL DAMAGES, SO THE ABOVE LIMITATION OR EXCLUSION MAY NOT APPLY TO YOU.

You are entitled to use this product for your own use, but may not sell or transfer reproductions of the software manual or book to other parties in any way, nor rent or lease the product to others. You may use one copy of the product on a single terminal connected to a single computer. You may not network the product or otherwise install it on more than one computer or computer terminal at the same time.



Please return this card to us for registration



- 1 • One years free subscription to our quarterly magazine **Multimedia news** : all the latest information on the CUC Software range of games plus a specially designed magazine for our younger software users.
- 2 • A **free hot line** : Our customer Services Department will be happy to deal with your technical problems and enquiries on 0118 9209 111 between **9 AM and 5 PM, Monday to Friday**. Out of normal office hours an automated technical attendant is available to assist with the most common queries.
- 3 • A **90 day disk guarantee** : Any faulty disk replaced within 90 days (free of charge).

*CUC maintain the right to change the conditions of supply for their games and educational magazines*

*Your subscription will run for one year\* once we receive your Registration Card. It will be renewed free of charge for a further year upon receipt of a new Registration Card. Subscription limited for U.K. only.*

**SURNAME:** \_\_\_\_\_

**First name:** \_\_\_\_\_

**Address:** \_\_\_\_\_

\_\_\_\_\_

**Town/City:** \_\_\_\_\_ **Post Code:** \_\_\_\_\_

**Country:** \_\_\_\_\_ **Date of Birth :** \_\_\_\_/\_\_\_\_/\_\_\_\_



Please tick the appropriate box

**System :** \_\_\_\_\_ **Peripherals :** \_\_\_\_\_

PC Win95 ☐ PC Win 3.1 ☐ Mac ☐ Other ☐ Printer ☐ Modem ☐

**Internet access :** Internet Provider ☐ AOL ☐ Compuserve ☐ Other ☐

**Email :** \_\_\_\_\_

**Your purchase:** \_\_\_\_\_ **Date of purchase:** \_\_\_\_/\_\_\_\_/\_\_\_\_

Please indicate the complete title

**Product purchased:** \_\_\_\_\_

**Retailer:** \_\_\_\_\_

**Town :** \_\_\_\_\_





*Davidson.*



Place  
stamp here

**CUC Software International Ltd.**


2 Beacontree Plaza

Gillette Way

READING

RG2 OBS

UNITED KINGDOM



# 3D Ultra MiniGolf gives you the instant arcade fun that you loved in the 3D Ultra Pinball series !

Try the interactive demo on this CD and buy it today.

*"Minigolf is about fun and this shines through at all levels."*

Computer Gaming World

AVAILABLE NOW FOR  
WINDOWS 95 AND 3.1



Whoever said that Archaeology was all about old rocks never went to the Jungle Ruins Hole.



There are wacky and wild inventions around every corner.



You'll have to look pretty hard to find the cup at the Lost Mine Hole.

Golf Now

Golf Now

Golf Now

Golf Now

Golf Now

Golf Now

18 holes entirely modelled in 3D: 9 Classic (Windmill, Big Shoe, Fairyland Castle, Lighthouse, Lost Mine, etc.) and 9 Wacky (Moon Base, Bugs, Dinosaur, Jungle Ruins, Haunted House, Volcano, etc.)


Multiple ball paths, each with different associated risks

Ultra-realistic game play with the TruePutt-Golf Swing technology in expert mode; instant fun in EasyPutt mode

Real textures for playing surfaces, 3D-ball and putter and real-world physics

Customisable gameplay with Normal, Hole-by-Hole and Race Play

Up to 4 players can participate in the fun on the same computer



<http://www.sierra-online.co.uk>

© 1997 Sierra Online, Inc. and its design trademarks, or licensed to Sierra Online, Inc. All rights reserved. "Windows" is a registered trademark of the Microsoft Corporation.